

SUPERCAR CHALLENGE

SPA EURO RACE 2014

RACE 2 (60' + 1 lap)

Final Classification

Drivers	Team	Vehicle	Class	Laps	Total Time	Gap	Avg Kph	Best Lap	Avg Kph
1 103 Henry ZUMBRINK	VOLVO REEDE RACING BY DAY-V-TEC	VOLVO S60 V8	SGT	25	1:03:04.699	-	166.6	4 2:24.059	175.0
2 106 Kelvin SNOEKS	DAY-V-TEC	VOLVO S60 V8	SGT	25	1:03:34.592	+29.893	165.2	9 2:26.401	172.2
3 120 Paul BAILEY/Andy SCHULZ	HORSEPOWER RACING	ASTON MARTIN GT3	SGT	25	1:03:37.393	+32.694	165.1	18 2:25.568	173.2
4 108 Martin LANTING/Bob HERBER	MARTINO ROSSO RACING	FERRARI GT2 458	SGT	25	1:03:37.605	+32.906	165.1	5 2:24.678	174.3
5 177 Niek HOMMERSON/Louis MACHIELS	AF CORSE/MARTINO ROSSO RACING	FERRARI 458 GT3	SGT	25	1:03:40.091	+35.392	165.0	4 2:24.639	174.3
6 258 Patrick VAN GLABEKE/Frédérique JONKHÉE	CURBSTONE FMA RACING	FERRARI 458 GT3	GT	25	1:04:48.672	+1:43.973	162.1	13 2:26.254	172.4
7 131 Jan STORM	STORM-TAG POINT RACING	BMW Z4 GT3	SGT	25	1:05:14.326	+2:09.627	161.0	4 2:26.745	171.8
8 202 Craig WILKENS/Aaron SCOTT	GT3 RACING	DODGE VIPER GT3	GT	25	1:05:45.390	+2:40.691	159.8	17 2:30.637	167.4
9 208 Philip DANIELS	DOMEC RACING	RADICAL RXC	GT	24	1:03:51.793	1 Lap	157.9	4 2:31.818	166.1
10 306 Ferdinand KOOL/Max KOEBOLT	DAY-V-TEC	CORVETTE GT4	GTB	24	1:03:52.546	1 Lap	157.9	3 2:30.670	167.3
11 117 Arjan VAN DER ZWAAN/Robert de GRAAFF	TEAM RACEART	DODGE VIPER GT3-R	SGT	24	1:04:23.173	1 Lap	156.6	4 2:34.433	163.3
12 173 Berry VAN ELK	BLUEBERRY RACING	MOSLER MT900R GT3	SGT	24	1:04:25.754	1 Lap	156.6	6 2:34.740	162.9
13 301 Patrick LAMSTER/Marc NEYENS	EUROSEAL - EMG MOTORSPORT	PORSCHE 997 GT3 CUP	GTB	24	1:04:26.738	1 Lap	156.5	4 2:31.268	166.7
14 206 Thierry VERSTREATE/Pieter DUBOIS	NSC MOTORSPORTS	LAMBORGHINI GALLARDO GT3	GT	24	1:04:49.722	1 Lap	155.6	3 2:28.768	169.5
15 343 Daan MEIJER	LAMMERTINK RACING	PORSCHE 997 GT3 CUP	GTB	24	1:04:51.166	1 Lap	155.5	2 2:34.162	163.6
16 303 Marcel VAN BERLO	VAN BERLO RACING	PORSCHE 997 GT3 CUP	GTB	24	1:04:56.775	1 Lap	155.3	4 2:36.851	160.8
17 406 Koen BOGAERTS/Mark VAN DER AA	EUROPEAN STAFFING RACING	BMW M3 E90 WTCC	SSD	24	1:05:28.823	1 Lap	154.0	5 2:36.728	160.9
18 330 Oliver FREYMUTH	AKF MOTORSPORT	RENAULT MEGANE TROPHY	GTB	23	1:02:38.276	2 Laps	154.3	19 2:36.383	161.2
19 315 Miguel VANDERHEYt/Angélique DETAENIER	VAN DE REYt RACING	PORSCHE 997 GT3 CUP	GTB	23	1:03:13.004	2 Laps	152.9	6 2:37.273	160.3
20 311 Hans VERHELST/Guy VERHEYEN	GHK RACING (SPEEDLOVER)	PORSCHE 991 CUP	GTB	23	1:03:13.260	2 Laps	152.9	16 2:37.555	160.0
21 450 Cor EUSER/Luc De COCK	COR EUSER RACING	LOTUS EVORA	SSD	23	1:03:17.040	2 Laps	152.7	22 2:36.847	160.8
22 409 Dennis DE GROOT/Jan STAKENBURG	JR MOTORSPORT	BMW E46 M3 GTR	SSD	23	1:03:18.425	2 Laps	152.7	18 2:37.438	160.2
23 312 Serge LUDVIG/Stéphane BAILLY	MÜHLNER MOTORSPORT SPRL	PORSCHE 997 GT3 CUP	GTB	23	1:03:21.513	2 Laps	152.6	6 2:34.900	162.8
24 447 Martin WEBB/Tom&James WEBB	TEAM WEBB	BMW E46 GTR	SSD	23	1:03:21.909	2 Laps	152.5	22 2:33.559	164.2
25 444 Ronald VAN LOON	BLUEBERRY RACING	BMW E46 M3	SSD	23	1:03:47.877	2 Laps	151.5	5 2:40.556	157.0
26 391 Keith KASSULKE	MARC CARS AUSTRALIA	FORD FOCUS 5LT V8	GTB	23	1:04:16.513	2 Laps	150.4	5 2:39.626	158.0
27 446 Eric QUICK/Philipe BONNEEL	EMG MOTORSPORT	BMW M3 E92 3.2	SSD	23	1:04:33.476	2 Laps	149.7	4 2:37.709	159.9
28 416 Leon ZAPPEIJ/Michael VERHAGEN	JR MOTORSPORT	BMW GTR 1-SERIE	SSD	23	1:04:38.962	2 Laps	149.5	6 2:39.719	157.9
29 316 Rafael UNZURRUNZAGA	BLUE SUMEIRAH TEAM	RADICAL RXC 2.7 V6	GTB	23	1:05:05.086	2 Laps	148.5	4 2:42.227	155.4
30 417 Tristan BOORSMA/Yorick BOORSMA	NMT RACING	BMW M3 GT4	SSD	23	1:05:13.151	2 Laps	148.2	5 2:41.653	156.0
31 175 Niels BOUWHUIS/René WIJNEN	SPEEDTEC MOTORSPORT	VICORA V8	SGT	23	1:05:22.758	2 Laps	147.8	7 2:42.984	154.7
32 393 Ryan McLEOD/James KAYE	MARC CARS AUSTRALIA	FORD FOCUS 5LT V8	GTB	23	1:05:27.430	2 Laps	147.7	7 2:38.328	159.3
33 392 Michael BENTON	MARC CARS AUSTRALIA	FORD FOCUS 5LT V8	GTB	23	1:05:37.477	2 Laps	147.3	18 2:41.895	155.7
34 476 Nicolas VANDIERENDONCK	THEMS RACING	PORSCHE CAYMAN	S2D	22	1:04:38.300	3 Laps	143.0	2 2:47.252	150.8
35 520 Erwin VAN DIJK	ZOET RACING	LOTUS EXIGE	S2D	22	1:04:49.374	3 Laps	142.6	5 2:48.649	149.5
36 503 Dennis DE BORST/Martin DE KLEIJN	FEBO RACING TEAM	RENAULT CLIO RS 2.0 16V	S2D	22	1:04:58.431	3 Laps	142.3	18 2:50.663	147.7
37 533 Maurits CARANSA/Wesley CARANSA	DAY-V-TEC	BMW 130i	S2D	22	1:05:02.189	3 Laps	142.2	17 2:51.240	147.2
38 501 Rob NIEMAN	SPIRIT RACING	RENAULT CLIO RS 2.0 16V	S2D	22	1:05:28.391	3 Laps	141.2	4 2:52.608	146.1
39 504 Toon RUTGERS/Machiel KARS	SPIRIT RACING	RENAULT CLIO RS 2.0 16V	S2D	22	1:05:36.691	3 Laps	140.9	4 2:52.459	146.2
40 489 Guino KENIS/Joel SCHUYBROEK	G&A RACING	BMW M3 GT4	SSD	21	58:18.156	4 Laps	151.4	7 2:38.857	158.7
41 505 Chris VOET/Barth VAN DEN BROECK	TRAXX RACING	RENAULT CLIO 3	S2D	21	1:03:15.785	4 Laps	139.5	4 2:53.205	145.6
42 577 Leonid PROTASOV/Andrii Ievtushenko	UNIL LUBRICANTS RACING TEAM	BMW E46 ETCC	S2D	21	1:03:30.616	4 Laps	139.0	8 2:52.280	146.4

Not classified:

469 Aart BOSMAN	ABW RACING	LOTUS EXIGE 250 CUP	SSD	13	36:58.337			7 2:42.150	155.5
180 Claus CHRISTENSEN	AQUILA RACING	AQUILA CR1 L57	SGT	12	36:31.982			5 2:27.512	170.9
404 Ruud OLIJ	STICHTING EURO AUTOSPORT	BMW E92 M3	SSD	11	29:52.886			4 2:37.773	159.8
426 Lee ALLEN	TEAM COMPAK RAMPS	SEAT LEON SUPERCOPA	SSD	10	28:44.417			9 2:40.877	156.7
451 Leo KURSTJENS	AT MOTORSPORT	FORD FOCUS SILHOUETTE	SSD	6	16:45.512			4 2:43.955	153.8
513 Kim TROEYEN	AT MOTORSPORT	FORD FOCUS SILHOUETTE	S2D	6	18:18.813			6 2:57.981	141.7
114 Barry MAESSEN	RACINGTEAM VENRAY	VICORA V8	SGT	4	10:57.802			2 2:38.487	159.1
223 Christian SIEPMANN	CS RACING	BMW E92 M3 4.7L	GT	3	12:28.763				
321 Steve VANBELLINGEN/Ward SLUYS	JR MOTORSPORT	BMW M4 SILHOUETTE	GTB	2	9:34.630				
215 Henk THUIS	RADICAL BENELUX	RADICAL RXC 2.7 V8	GT	1	2:38.242				
412 Eric VAN DEN MUNCKHOF	MUNCKHOF RACING/VD PAS RACING	BMW Z4	SSD						

Not started

348 Tom WEBB/James WEBB	TEAM WEBB	BMW E46 M3 GTR	GTB						
-------------------------	-----------	----------------	-----	--	--	--	--	--	--

Pole Position


H. ZUMBRINK	2:22.732	
-------------	----------	--

Fastest Lap

Lap 4	Henry ZUMBRINK	2:24.059	175.0 Kph
-------	----------------	----------	-----------

20 SECONDS PENALTY FOR CAR N° 489 DUE TO OUT OF PIT WINDOW.

30 SECONDS PENALTY FOR CAR N° 391 DUE TO TRACK LIMITS.



SUPERCAR CHALLENGE

SPA EURO RACE 2014

RACE 2 (60' + 1 lap)


Final Classification

Drivers	Team	Vehicle	Class	Laps	Total Time	Gap	Avg	Best Lap	Avg
							Kph	Lap Time	Kph

Published at:

Track Status: **DRY**

Stewards:	Timekeeper:
-----------	-------------




SUPERCAR CHALLENGE

SPA EURO RACE 2014

RACE 2

Final Classification by Class

Nr. Drivers	Team	Car	Laps	Total Time	Gap	Kph	Best Lap		
							Lap	Time	Kph
GT									
1 258 P. VAN GLABEKE / F. JONKHEERE	CURBSTONE FMA RACING	FERRARI 458 GT3	25	1:04:48.672		162.1	13	2:26.254	172.4
2 202 C. WILKENS / A. SCOTT	GT3 RACING	DODGE VIPER GT3	25	1:05:45.390	+56.718	159.8	17	2:30.637	167.4
3 208 P. DANIELS	DOMEC RACING	RADICAL RXC	24	1:03:51.793	1 Laps	157.9	4	2:31.818	166.1
4 206 T. VERSTREATE / P. DUBOIS	NSC MOTORSPORTS	LAMBORHINI GALLARDO GT3	24	1:04:49.722	1 Laps	155.6	3	2:28.768	169.5
<i>Not classified:</i>									
223 C. SIEPMANN	CS RACING	BMW E92 M3 4.7L	3	12:28.763		101.0			
215 H. THUIS	RADICAL BENELUX	RADICAL RXC 2.7 V8	1	2:38.242	24 Laps	159.3			
CTB									
1 306 F. KOOL / M. KOEBOLT	DAY-V-TEC	CORVETTE GT4	24	1:03:52.546		157.9	3	2:30.670	167.3
2 301 P. LAMSTER / M. NEYENS	EUROSEAL - EMG MOTORSPORT	PORSCHE 997 GT3 CUP	24	1:04:26.738	+34.192	156.5	4	2:31.268	166.7
3 343 D. MEIJER	LAMMERTINK RACING	PORSCHE 997 GT3 CUP	24	1:04:51.166	+58.620	155.5	2	2:34.162	163.6
4 303 M. VAN BERLO	VAN BERLO RACING	PORSCHE 997 GT3 CUP	24	1:04:56.775	+104.229	155.3	4	2:36.851	160.8
5 330 O. FREYMUTH	AKF MOTORSPORT	RENAULT MEGANE TROPHY	23	1:02:38.276	1 Laps	154.3	19	2:36.383	161.2
6 315 M. VANDEREYDT / A. DETAVENIER	VAN DE REYDT RACING	PORSCHE 997 GT3 CUP	23	1:03:13.004	1 Laps	152.9	6	2:37.273	160.3
7 311 H. VERHELST / G. VERHEYEN	GHK RACING (SPEEDLOVER)	PORSCHE 991 CUP	23	1:03:13.260	1 Laps	152.9	16	2:37.555	160.0
8 312 S. LUDVIG / S. BAILLY	MÜHLNER MOTORSPORT SPRL	PORSCHE 997 GT3 CUP	23	1:03:21.513	1 Laps	152.6	6	2:34.900	162.8
9 391 K. KASSULKE	MARC CARS AUSTRALIA	FORD FOCUS 5LT V8	23	1:04:16.513	1 Laps	150.4	5	2:39.626	158.0
10 316 R. UNZURRUNZAGA	BLUE SUMEIRAH TEAM	RADICAL RXC 2.7 V6	23	1:05:05.086	1 Laps	148.5	4	2:42.227	155.4
11 393 R. McLEOD / J. KAYE	MARC CARS AUSTRALIA	FORD FOCUS 5LT V8	23	1:05:27.430	1 Laps	147.7	7	2:38.328	159.3
12 392 M. BENTON	MARC CARS AUSTRALIA	FORD FOCUS 5LT V8	23	1:05:37.477	1 Laps	147.3	18	2:41.895	155.7
<i>Not classified:</i>									
321 S. VANBELLINGEN / W. SLUYS	JR MOTORSPORT	BMW M4 SILHOUETTE	2	9:34.630		87.8			
<i>Not started</i>									
348 T. WEBB / J. WEBB	TEAM WEBB	BMW E46 M3 GTR			24 Laps	0.0			
S2D									
1 476 N. VANDIERENDONCK	THEMS RACING	PORSCHE CAYMAN	22	1:04:38.300		143.0	2	2:47.252	150.8
2 520 E. VAN DIJK	ZOET RACING	LOTUS EXIGE	22	1:04:49.374	+11.074	142.6	5	2:48.649	149.5
3 503 D. DE BORST / M. DE KLEIJN	FEBO RACING TEAM	RENAULT CLIO RS 2.0 16V	22	1:04:58.431	+20.131	142.3	18	2:50.663	147.7
4 533 M. CARANSA / W. CARANSA	DAY-V-TEC	BMW 130i	22	1:05:02.189	+23.889	142.2	17	2:51.240	147.2
5 501 R. NIEMAN	SPIRIT RACING	RENAULT CLIO RS 2.0 16V	22	1:05:28.391	+50.091	141.2	4	2:52.608	146.1
6 504 T. RUTGERS / M. KARS	SPIRIT RACING	RENAULT CLIO RS 2.0 16V	22	1:05:36.691	+58.391	140.9	4	2:52.459	146.2
7 505 C. VOET / B. VAN DEN BROECK	TRAXX RACING	RENAULT CLIO 3	21	1:03:15.785	1 Laps	139.5	4	2:53.205	145.6
8 577 L. PROTASOV / A. IEVTUSHENKO	UNIL LUBRICANTS RACING TEAM	BMW E46 ETCC	21	1:03:30.616	1 Laps	139.0	8	2:52.280	146.4
<i>Not classified:</i>									
513 K. TROEYEN	AT MOTORSPORT	FORD FOCUS SILHOUETTE	6	18:18.813		137.7	6	2:57.981	141.7
SGT									
1 103 H. ZUMBRINK	VOLVO REEDE RACING BY DAY-V-TEC	VOLVO S60 V8	25	1:03:04.699		166.6	4	2:24.059	175.0
2 106 K. SNOEKS	DAY-V-TEC	VOLVO S60 V8	25	1:03:34.592	+29.893	165.2	9	2:26.401	172.2
3 120 P. BAILEY / A. SCHULZ	HORSEPOWER RACING	ASTON MARTIN GT3	25	1:03:37.393	+32.694	165.1	18	2:25.568	173.2
4 108 M. LANTING / B. HERBER	MARTINO ROSSO RACING	FERRARI GT2 458	25	1:03:37.605	+32.906	165.1	5	2:24.678	174.3
5 177 N. HOMMERSON / L. MACHIELS	AF CORSE/MARTINO ROSSO RACING	FERRARI 458 GT3	25	1:03:40.091	+35.392	165.0	4	2:24.639	174.3
6 131 J. STORM	STORM-TAG POINT RACING	BMW Z4 GT3	25	1:05:14.326	+209.627	161.0	4	2:26.745	171.8
7 117 A. VAN DER ZWAAN / R. de GRAAFF	TEAM RACEART	DODGE VIPER GT3-R	24	1:04:23.173	1 Laps	156.6	4	2:34.433	163.3
8 173 B. VAN ELK	BLUEBERRY RACING	MOSLER MT900R GT3	24	1:04:25.754	1 Laps	156.5	6	2:34.740	162.9
9 175 N. BOUWHUIS / R. WIJNEN	SPEEDTEC MOTORSPORT	VICORA V8	23	1:05:22.758	2 Laps	147.8	7	2:42.984	154.7
<i>Not classified:</i>									
180 C. CHRISTENSEN	AQUILA RACING	AQUILA CR1 LS7	12	36:31.982		138.0	5	2:27.512	170.9
114 B. MAESSEN	RACINGTEAM VENRAY	VICORA V8	4	10:57.802	21 Laps	153.3	2	2:38.487	159.1
SSD									
1 406 K. BOGAERTS / M. VAN DER AA	EUROPEAN STAFFING RACING	BMW M3 E90 WTCC	24	1:05:28.823		154.0	5	2:36.728	160.9
2 450 C. EUSER / L. De COCK	COR EUSER RACING	LOTUS EVORA	23	1:03:17.040	1 Laps	152.7	22	2:36.847	160.8
3 409 D. DE GROOT / J. STAKENBURG	JR MOTORSPORT	BMW E46 M3 GTR	23	1:03:18.425	1 Laps	152.7	18	2:37.438	160.2
4 447 M. WEBB / T. WEBB	TEAM WEBB	BMW E46 GTR	23	1:03:21.909	1 Laps	152.5	22	2:33.559	164.2
5 444 R. VAN LOON	BLUEBERRY RACING	BMW E46 M3	23	1:03:47.877	1 Laps	151.5	5	2:40.556	157.0
6 446 E. QUICK / P. BONNEEL	EMG MOTORSPORT	BMW M3 E92 3.2	23	1:04:33.476	1 Laps	149.7	4	2:37.709	159.9
7 416 L. ZAPPEL / M. VERHAGEN	JR MOTORSPORT	BMW GTR 1-SERIE	23	1:04:38.962	1 Laps	149.5	6	2:39.719	157.9
8 417 T. BOORSMA / Y. BOORSMA	NMT RACING	BMW M3 GT4	23	1:05:13.151	1 Laps	148.2	5	2:41.653	156.0
9 489 G. KENIS / J. SCHUYBROEK	G&A RACING	BMW M3 GT4	21	58:18.156	3 Laps	151.4	7	2:38.857	158.7



SUPERCAR CHALLENGE
SPA EURO RACE 2014
RACE 2

Final Classification by Class

Nr. Drivers	Team	Car	Laps	Total Time	Gap	Kph	Best Lap		
							Lap	Time	Kph
Not classified:									
469 A. BOSMAN	ABW RACING	LOTUS EXIGE 250 CUP	13	36:58.337	11 Laps	147.8	7	2:42.150	155.5
404 R. OLIJ	STICHTING EURO AUTOSPORT	BMW E92 M3	11	29:52.886		154.7	4	2:37.773	159.8
426 L. ALLEN	TEAM COMPAK RAMPS	SEAT LEON SUPERCOPA	10	28:44.417	14 Laps	146.2	9	2:40.877	156.7
451 L. KURSTJENS	AT MOTORSPORT	FORD FOCUS SILHOUETTE	6	16:45.512		150.5	4	2:43.955	153.8
412 E. VAN DEN MUNCKHOF	MUNCKHOF RACING/ VD PAS RACING	BMW Z4			24 Laps	0.0			

20 SECONDS PENALTY FOR CAR N° 489 DUE TO OUT OF PIT WINDOW.
 30 SECONDS PENALTY FOR CAR N° 391 DUE TO TRACK LIMITS.


Published at:

Track Status:

DRY

Stewards:


Timekeeper:



SUPERCAR CHALLENGE SPA EURO RACE 2014 RACE 2

Best Sector Times


SECTOR 1			SECTOR 2			SECTOR 3			Pos	Team	Cl	Ideal Lap	Best Lap
Pos	Driver	Time	Driver	Time	Driver	Time	Pos	Team					
1	103 H.ZUMBRINK	40.248	120 P.BAILEY	1:06.647	108 M.LANTING	36.646	1	108 MARTINO ROSSO RACING	SGT	2'23.793	2:24.678	(3)	
2	108 M.LANTING	40.462	108 M.LANTING	1:06.685	177 N.HOMMERSON	36.750	2	103 VOLVO REEDE RACING BY DAY-V-TEC	SGT	2'23.901	2:24.059	(1)	
3	180 C.CHRISTENSEN	40.706	177 N.HOMMERSON	1:06.712	103 H.ZUMBRINK	36.914	3	177 AF CORSE/MARTINO ROSSO RACING	SGT	2'24.300	2:24.639	(2)	
4	177 N.HOMMERSON	40.838	103 H.ZUMBRINK	1:06.739	258 P.VAN GLABEKE	37.158	4	120 HORSEPOWER RACING	SGT	2'24.945	2:25.568	(4)	
5	106 K.SNOEKS	40.918	106 K.SNOEKS	1:07.431	120 P.BAILEY	37.200	5	258 CURBSTONE FMA RACING	GT	2'25.609	2:26.254	(5)	
6	258 P.VAN GLABEKE	40.944	258 P.VAN GLABEKE	1:07.507	106 K.SNOEKS	37.273	6	106 DAY-V-TEC	SGT	2'25.622	2:26.401	(6)	
7	120 P.BAILEY	41.098	131 J.STORM	1:07.521	131 J.STORM	37.553	7	131 STORM-TAG POINT RACING	SGT	2'26.447	2:26.745	(7)	
8	202 C.WILKENS	41.364	180 C.CHRISTENSEN	1:08.518	180 C.CHRISTENSEN	38.040	8	180 AQUILA RACING	SGT	2'27.264	2:27.512	(8)	
9	131 J.STORM	41.373	206 T.VERSTREATE	1:08.620	206 T.VERSTREATE	38.165	9	206 NSC MOTORSPORTS	GT	2'28.519	2:28.768	(9)	
10	206 T.VERSTREATE	41.734	173 B.VAN ELK	1:08.860	202 C.WILKENS	38.255	10	202 GT3 RACING	GT	2'29.626	2:30.637	(10)	
11	301 P.LAMSTER	42.351	306 F.KOOL	1:09.070	306 F.KOOL	38.656	11	306 DAY-V-TEC	GTB	2'30.341	2:30.670	(11)	
12	306 F.KOOL	42.615	208 P.DANIELS	1:09.449	301 P.LAMSTER	38.740	12	301 EUROSEAL - EMG MOTORSPORT	GTB	2'30.995	2:31.268	(12)	
13	312 S.BAILLY	42.690	301 P.LAMSTER	1:09.904	208 P.DANIELS	38.993	13	208 DOME RACING	GT	2'31.638	2:31.818	(13)	
14	117 R.de GRAAFF	42.754	202 C.WILKENS	1:10.007	447 M.WEBB	39.352	14	447 TEAM WEBB	SSD	2'32.799	2:33.559	(14)	
15	343 D.MEIJER	42.783	447 M.WEBB	1:10.214	315 M.VANDEREYNT	39.463	15	312 MÜHLNER MOTORSPORT SPRL	GTB	2'33.631	2:34.900	(18)	
16	208 P.DANIELS	43.196	330 O.FREYMUTH	1:11.256	343 D.MEIJER	39.518	16	343 LAMMERTINK RACING	GTB	2'33.991	2:34.162	(15)	
17	447 M.WEBB	43.233	406 K.BOGAERTS	1:11.294	117 R.de GRAAFF	39.579	17	117 TEAM RACEART	SGT	2'34.017	2:34.433	(16)	
18	215 H.THUIS	43.291	312 S.LUDVIG	1:11.312	215 H.THUIS	39.600	18	173 BLUEBERRY RACING	SGT	2'34.230	2:34.740	(17)	
19	315 M.VANDEREYNT	43.322	215 H.THUIS	1:11.351	312 S.BAILLY	39.629	19	215 RADICAL BENELUX	GT	2'34.242			
20	303 M.VAN BERLO	43.558	117 R.de GRAAFF	1:11.684	303 M.VAN BERLO	39.701	20	330 AKF MOTORSPORT	GTB	2'35.772	2:36.383	(19)	
21	114 B.MAESSEN	43.760	343 D.MEIJER	1:11.690	330 O.FREYMUTH	39.899	21	303 VAN BERLO RACING	GTB	2'35.959	2:36.851	(22)	
22	311 H.VERHELST	43.814	409 D.DE GROOT	1:11.945	114 B.MAESSEN	40.029	22	315 VAN DE REYNT RACING	GTB	2'35.972	2:37.273	(23)	
23	409 D.DE GROOT	44.379	450 C.EUSER	1:12.074	450 C.EUSER	40.083	23	409 JR MOTORSPORT	SSD	2'36.444	2:37.438	(24)	
24	489 G.KENIS	44.386	404 R.OLIJ	1:12.259	311 H.VERHELST	40.102	24	406 EUROPEAN STAFFING RACING	SSD	2'36.556	2:36.728	(20)	
25	446 E.QUICK	44.395	446 E.QUICK	1:12.432	409 D.DE GROOT	40.120	25	450 COR EUSER RACING	SSD	2'36.578	2:36.847	(21)	
26	450 C.EUSER	44.421	469 A.BOSMAN	1:12.518	173 B.VAN ELK	40.281	26	311 GHK RACING (SPEEDLOVER)	GTB	2'36.659	2:37.555	(25)	
27	393 R.McLEOD	44.440	393 R.McLEOD	1:12.575	404 R.OLIJ	40.375	27	404 STICHTING EURO AUTOSPORT	SSD	2'37.502	2:37.773	(27)	
28	391 K.KASSULKE	44.548	303 M.VAN BERLO	1:12.700	406 K.BOGAERTS	40.500	28	446 EMG MOTORSPORT	SSD	2'37.709	2:37.709	(26)	
29	330 O.FREYMUTH	44.617	311 H.VERHELST	1:12.743	391 K.KASSULKE	40.540	29	393 MARC CARS AUSTRALIA	GTB	2'37.866	2:38.328	(28)	
30	406 K.BOGAERTS	44.762	426 L.ALLEN	1:12.847	489 G.KENIS	40.808	30	114 RACINGTEAM VENRAY	SGT	2'38.043	2:38.487	(29)	
31	404 R.OLIJ	44.868	416 L.ZAPPEIJ	1:12.875	393 R.McLEOD	40.851	31	489 G&A RACING	SSD	2'38.140	2:38.857	(30)	
32	173 B.VAN ELK	45.089	489 G.KENIS	1:12.946	446 E.QUICK	40.882	32	391 MARC CARS AUSTRALIA	GTB	2'38.720	2:39.626	(31)	
33	444 R.VAN LOON	45.207	315 M.VANDEREYNT	1:13.187	444 R.VAN LOON	40.948	33	416 JR MOTORSPORT	SSD	2'39.153	2:39.719	(32)	
34	416 L.ZAPPEIJ	45.310	175 N.BOUWHUIS	1:13.229	416 L.ZAPPEIJ	40.968	34	444 BLUEBERRY RACING	SSD	2'39.598	2:40.556	(33)	
35	392 M.BENTON	45.516	316 R.UNZURRINZAGA	1:13.299	426 L.ALLEN	41.005	35	426 TEAM COMPAK RAMPS	SSD	2'39.859	2:40.877	(34)	
36	417 T.BOORSMA	45.713	321 S.VANBELLINGEN	1:13.402	392 M.BENTON	41.332	36	469 ABW RACING	SSD	2'40.772	2:42.150	(37)	
37	223 C.SIEPMANN	45.922	444 R.VAN LOON	1:13.443	417 T.BOORSMA	41.533	37	417 NMT RACING	SSD	2'40.976	2:41.653	(35)	
38	426 L.ALLEN	46.007	391 K.KASSULKE	1:13.632	469 A.BOSMAN	41.660	38	392 MARC CARS AUSTRALIA	GTB	2'41.555	2:41.895	(36)	
39	469 A.BOSMAN	46.594	417 T.BOORSMA	1:13.730	316 R.UNZURRINZAGA	41.696	39	316 BLUE SUMEIRAH TEAM	GTB	2'41.779	2:42.227	(38)	
40	316 R.UNZURRINZAGA	46.784	451 L.KURSTJENS	1:14.057	223 C.SIEPMANN	41.814	40	175 SPEEDTEC MOTORSPORT	SGT	2'42.010	2:42.984	(39)	
41	175 N.BOUWHUIS	46.903	114 B.MAESSEN	1:14.254	175 N.BOUWHUIS	41.878	41	223 CS RACING	GT	2'42.760			
42	476 N.VANDIERENDONCK	47.598	520 E.VAN DIJK	1:14.551	451 L.KURSTJENS	42.108	42	451 AT MOTORSPORT	SSD	2'43.766	2:43.955	(40)	
43	451 L.KURSTJENS	47.601	392 M.BENTON	1:14.707	476 N.VANDIERENDONCK	43.343	43	476 THEMS RACING	S2D	2'46.695	2:47.252	(41)	
44	520 E.VAN DIJK	49.408	223 C.SIEPMANN	1:15.024	503 D.DE BORST	44.000	44	520 ZOET RACING	S2D	2'47.971	2:48.649	(42)	
45	533 M.CARANSA	49.791	503 D.DE BORST	1:15.553	520 E.VAN DIJK	44.012	45	503 FEBO RACING TEAM	S2D	2'50.065	2:50.663	(43)	
46	577 L.PROTASOV	49.917	476 N.VANDIERENDONCK	1:15.754	533 M.CARANSA	44.335	46	533 DAY-V-TEC	S2D	2'50.472	2:51.240	(44)	
47	504 T.RUTGERS	50.070	533 M.CARANSA	1:16.346	577 L.PROTASOV	44.478	47	577 UNIL LUBRICANTS RACING TEAM	S2D	2'51.324	2:52.280	(45)	
48	501 R.NIEMAN	50.246	501 R.NIEMAN	1:16.824	504 T.RUTGERS	44.779	48	504 SPIRIT RACING	S2D	2'51.785	2:52.459	(46)	
49	505 C.VOET	50.410	577 L.PROTASOV	1:16.929	501 R.NIEMAN	44.808	49	501 SPIRIT RACING	S2D	2'51.878	2:52.608	(47)	
50	503 D.DE BORST	50.512	504 T.RUTGERS	1:16.936	505 C.VOET	45.037	50	505 TRAXX RACING	S2D	2'53.173	2:53.205	(48)	
51	513 K.TROEYEN	51.688	505 C.VOET	1:17.726	513 K.TROEYEN	46.240	51	513 AT MOTORSPORT	S2D	2'57.919	2:57.981	(49)	
52	321 S.VANBELLINGEN	1:39.615	513 K.TROEYEN	1:19.991	321 S.VANBELLINGEN	1:33.420	52	321 JR MOTORSPORT	GTB	4'26.437			



SUPERCAR CHALLENGE SPA EURO RACE 2014 RACE 2

Best Sector Times


SECTOR 1			SECTOR 2			SECTOR 3			Pos	Team	Cl	Ideal Lap	Best Lap
Pos	Driver	Time	Driver	Time	Driver	Time	Pos	Team					
1	103 H.ZUMBRINK	40.248	120 P.BAILEY	1:06.647	108 M.LANTING	36.646	1	108 MARTINO ROSSO RACING	SGT	2'23.793	2:24.678	(3)	
2	108 M.LANTING	40.462	108 M.LANTING	1:06.685	177 N.HOMMERSON	36.750	2	103 VOLVO REEDE RACING BY DAY-V-TEC	SGT	2'23.901	2:24.059	(1)	
3	180 C.CHRISTENSEN	40.706	177 N.HOMMERSON	1:06.712	103 H.ZUMBRINK	36.914	3	177 AF CORSE/MARTINO ROSSO RACING	SGT	2'24.300	2:24.639	(2)	
4	177 N.HOMMERSON	40.838	103 H.ZUMBRINK	1:06.739	258 P.VAN GLABEKE	37.158	4	120 HORSEPOWER RACING	SGT	2'24.945	2:25.568	(4)	
5	106 K.SNOEKS	40.918	106 K.SNOEKS	1:07.431	120 P.BAILEY	37.200	5	258 CURBSTONE FMA RACING	GT	2'25.609	2:26.254	(5)	
6	258 P.VAN GLABEKE	40.944	258 P.VAN GLABEKE	1:07.507	106 K.SNOEKS	37.273	6	106 DAY-V-TEC	SGT	2'25.622	2:26.401	(6)	
7	120 P.BAILEY	41.098	131 J.STORM	1:07.521	131 J.STORM	37.553	7	131 STORM-TAG POINT RACING	SGT	2'26.447	2:26.745	(7)	
8	202 C.WILKENS	41.364	180 C.CHRISTENSEN	1:08.518	180 C.CHRISTENSEN	38.040	8	180 AQUILA RACING	SGT	2'27.264	2:27.512	(8)	
9	131 J.STORM	41.373	206 T.VERSTREATE	1:08.620	206 T.VERSTREATE	38.165	9	206 NSC MOTORSPORTS	GT	2'28.519	2:28.768	(9)	
10	206 T.VERSTREATE	41.734	173 B.VAN ELK	1:08.860	202 C.WILKENS	38.255	10	202 GT3 RACING	GT	2'29.626	2:30.637	(10)	
11	301 P.LAMSTER	42.351	306 F.KOOL	1:09.070	306 F.KOOL	38.656	11	306 DAY-V-TEC	GTB	2'30.341	2:30.670	(11)	
12	306 F.KOOL	42.615	208 P.DANIELS	1:09.449	301 P.LAMSTER	38.740	12	301 EUROSEAL - EMG MOTORSPORT	GTB	2'30.995	2:31.268	(12)	
13	312 S.BAILLY	42.690	301 P.LAMSTER	1:09.904	208 P.DANIELS	38.993	13	208 DOMEK RACING	GT	2'31.638	2:31.818	(13)	
14	117 R.de GRAAFF	42.754	202 C.WILKENS	1:10.007	447 M.WEBB	39.352	14	447 TEAM WEBB	SSD	2'32.799	2:33.559	(14)	
15	343 D.MEIJER	42.783	447 M.WEBB	1:10.214	315 M.VANDEREYNT	39.463	15	312 MÜHLNER MOTORSPORT SPRL	GTB	2'33.631	2:34.900	(18)	
16	208 P.DANIELS	43.196	330 O.FREYMUTH	1:11.256	343 D.MEIJER	39.518	16	343 LAMMERTINK RACING	GTB	2'33.991	2:34.162	(15)	
17	447 M.WEBB	43.233	406 K.BOGAERTS	1:11.294	117 R.de GRAAFF	39.579	17	117 TEAM RACEART	SGT	2'34.017	2:34.433	(16)	
18	215 H.THUIS	43.291	312 S.LUDVIG	1:11.312	215 H.THUIS	39.600	18	173 BLUEBERRY RACING	SGT	2'34.230	2:34.740	(17)	
19	315 M.VANDEREYNT	43.322	215 H.THUIS	1:11.351	312 S.BAILLY	39.629	19	215 RADICAL BENELUX	GT	2'34.242			
20	303 M.VAN BERLO	43.558	117 R.de GRAAFF	1:11.684	303 M.VAN BERLO	39.701	20	330 AKF MOTORSPORT	GTB	2'35.772	2:36.383	(19)	
21	114 B.MAESSEN	43.760	343 D.MEIJER	1:11.690	330 O.FREYMUTH	39.899	21	303 VAN BERLO RACING	GTB	2'35.959	2:36.851	(22)	
22	311 H.VERHELST	43.814	409 D.DE GROOT	1:11.945	114 B.MAESSEN	40.029	22	315 VAN DE REYNT RACING	GTB	2'35.972	2:37.273	(23)	
23	409 D.DE GROOT	44.379	450 C.EUSER	1:12.074	450 C.EUSER	40.083	23	409 JR MOTORSPORT	SSD	2'36.444	2:37.438	(24)	
24	489 G.KENIS	44.386	404 R.OLIJ	1:12.259	311 H.VERHELST	40.102	24	406 EUROPEAN STAFFING RACING	SSD	2'36.556	2:36.728	(20)	
25	446 E.QUICK	44.395	446 E.QUICK	1:12.432	409 D.DE GROOT	40.120	25	450 COR EUSER RACING	SSD	2'36.578	2:36.847	(21)	
26	450 C.EUSER	44.421	469 A.BOSMAN	1:12.518	173 B.VAN ELK	40.281	26	311 GHK RACING (SPEEDLOVER)	GTB	2'36.659	2:37.555	(25)	
27	393 R.McLEOD	44.440	393 R.McLEOD	1:12.575	404 R.OLIJ	40.375	27	404 STICHTING EURO AUTOSPORT	SSD	2'37.502	2:37.773	(27)	
28	391 K.KASSULKE	44.548	303 M.VAN BERLO	1:12.700	406 K.BOGAERTS	40.500	28	446 EMG MOTORSPORT	SSD	2'37.709	2:37.709	(26)	
29	330 O.FREYMUTH	44.617	311 H.VERHELST	1:12.743	391 K.KASSULKE	40.540	29	393 MARC CARS AUSTRALIA	GTB	2'37.866	2:38.328	(28)	
30	406 K.BOGAERTS	44.762	426 L.ALLEN	1:12.847	489 G.KENIS	40.808	30	114 RACINGTEAM VENRAY	SGT	2'38.043	2:38.487	(29)	
31	404 R.OLIJ	44.868	416 L.ZAPPEIJ	1:12.875	393 R.McLEOD	40.851	31	489 G&A RACING	SSD	2'38.140	2:38.857	(30)	
32	173 B.VAN ELK	45.089	489 G.KENIS	1:12.946	446 E.QUICK	40.882	32	391 MARC CARS AUSTRALIA	GTB	2'38.720	2:39.626	(31)	
33	444 R.VAN LOON	45.207	315 M.VANDEREYNT	1:13.187	444 R.VAN LOON	40.948	33	416 JR MOTORSPORT	SSD	2'39.153	2:39.719	(32)	
34	416 L.ZAPPEIJ	45.310	175 N.BOUWHUIS	1:13.229	416 L.ZAPPEIJ	40.968	34	444 BLUEBERRY RACING	SSD	2'39.598	2:40.556	(33)	
35	392 M.BENTON	45.516	316 R.UNZURRINZAGA	1:13.299	426 L.ALLEN	41.005	35	426 TEAM COMPAK RAMPS	SSD	2'39.859	2:40.877	(34)	
36	417 T.BOORSMA	45.713	321 S.VANBELLINGEN	1:13.402	392 M.BENTON	41.332	36	469 ABW RACING	SSD	2'40.772	2:42.150	(37)	
37	223 C.SIEPMANN	45.922	444 R.VAN LOON	1:13.443	417 T.BOORSMA	41.533	37	417 NMT RACING	SSD	2'40.976	2:41.653	(35)	
38	426 L.ALLEN	46.007	391 K.KASSULKE	1:13.632	469 A.BOSMAN	41.660	38	392 MARC CARS AUSTRALIA	GTB	2'41.555	2:41.895	(36)	
39	469 A.BOSMAN	46.594	417 T.BOORSMA	1:13.730	316 R.UNZURRINZAGA	41.696	39	316 BLUE SUMEIRAH TEAM	GTB	2'41.779	2:42.227	(38)	
40	316 R.UNZURRINZAGA	46.784	451 L.KURSTJENS	1:14.057	223 C.SIEPMANN	41.814	40	175 SPEEDTEC MOTORSPORT	SGT	2'42.010	2:42.984	(39)	
41	175 N.BOUWHUIS	46.903	114 B.MAESSEN	1:14.254	175 N.BOUWHUIS	41.878	41	223 CS RACING	GT	2'42.760			
42	476 N.VANDIERENDONCK	47.598	520 E.VAN DIJK	1:14.551	451 L.KURSTJENS	42.108	42	451 AT MOTORSPORT	SSD	2'43.766	2:43.955	(40)	
43	451 L.KURSTJENS	47.601	392 M.BENTON	1:14.707	476 N.VANDIERENDONCK	43.343	43	476 THEMS RACING	S2D	2'46.695	2:47.252	(41)	
44	520 E.VAN DIJK	49.408	223 C.SIEPMANN	1:15.024	503 D.DE BORST	44.000	44	520 ZOET RACING	S2D	2'47.971	2:48.649	(42)	
45	533 M.CARANSA	49.791	503 D.DE BORST	1:15.553	520 E.VAN DIJK	44.012	45	503 FEBO RACING TEAM	S2D	2'50.065	2:50.663	(43)	
46	577 L.PROTASOV	49.917	476 N.VANDIERENDONCK	1:15.754	533 M.CARANSA	44.335	46	533 DAY-V-TEC	S2D	2'50.472	2:51.240	(44)	
47	504 T.RUTGERS	50.070	533 M.CARANSA	1:16.346	577 L.PROTASOV	44.478	47	577 UNIL LUBRICANTS RACING TEAM	S2D	2'51.324	2:52.280	(45)	
48	501 R.NIEMAN	50.246	501 R.NIEMAN	1:16.824	504 T.RUTGERS	44.779	48	504 SPIRIT RACING	S2D	2'51.785	2:52.459	(46)	
49	505 C.VOET	50.410	577 L.PROTASOV	1:16.929	501 R.NIEMAN	44.808	49	501 SPIRIT RACING	S2D	2'51.878	2:52.608	(47)	
50	503 D.DE BORST	50.512	504 T.RUTGERS	1:16.936	505 C.VOET	45.037	50	505 TRAXX RACING	S2D	2'53.173	2:53.205	(48)	
51	513 K.TROEYEN	51.688	505 C.VOET	1:17.726	513 K.TROEYEN	46.240	51	513 AT MOTORSPORT	S2D	2'57.919	2:57.981	(49)	
52	321 S.VANBELLINGEN	1:39.615	513 K.TROEYEN	1:19.991	321 S.VANBELLINGEN	1:33.420	52	321 JR MOTORSPORT	GTB	4'26.437			



SUPERCAR CHALLENGE
SPA EURO RACE 2014
RACE 2

Fastest Lap Sequence

Practice Time	Team	Car	Class	Driver	Time	Kph	Lap
4:50.680	103 VOLVO REEDE RACING BY DAY-V-TEC	VOLVO S60 V8	SGT	Henry ZUMBRINK	2:24.072	175.0	2
9:39.064	103 VOLVO REEDE RACING BY DAY-V-TEC	VOLVO S60 V8	SGT	Henry ZUMBRINK	2:24.059	175.0	4




SUPERCAR CHALLENGE
SPA EURO RACE 2014
RACE 2

Analysis by lap

Lapped

Nr	Lap Time	Gap	Nr	Lap Time	Gap	Nr	Lap Time	Gap	Nr	Lap Time	Gap	Nr	Lap Time	Gap
202	2:42.586	1'20.369	444	3:55.698	1 Lap	316	2:48.336	1 Lap	303	2:38.146	1 Lap	258	2:29.777	1'44.591
303	3:58.487	1 Lap	450	2:40.207	1 Lap	306	2:36.809	2'05.764	392	2:45.323	2 Laps	476	2:50.681	2 Laps
520	4:26.530	2 Laps	391	3:59.626	1 Lap	301	2:42.934	2'14.120	108	2:26.894	35.140	450	2:38.640	1 Lap
312	2:50.153	1 Lap	409	2:39.755	1 Lap	175	2:44.693	1 Lap	106	2:27.828	36.371	409	2:39.430	1 Lap
103	2:28.616	1'29.749	446	2:45.787	1 Lap	208	2:33.638	2'22.456	177	2:27.873	36.705	520	2:51.818	2 Laps
503	4:20.233	2 Laps	469	2:42.338	1 Lap	Lap 16			120	2:26.808	43.300	444	2:41.493	1 Lap
406	2:39.208	1 Lap	131	2:40.204	1'11.629	103	2:29.246	343	2:40.816	1 Lap	391	2:42.255	1 Lap	
301	2:42.393	1'36.614	577	2:58.836	2 Laps	417	2:43.512	2 Laps	406	2:40.065	1 Lap	503	2:52.540	2 Laps
180	2:34.513	2 Laps	312	4:07.572	1 Lap	173	2:38.171	1 Lap	330	2:38.465	1 Lap	312	2:36.730	1 Lap
343	4:33.465	1 Lap	316	2:44.821	1 Lap	206	2:42.231	1 Lap	489	2:39.470	1 Lap	202	2:34.429	2'07.115
533	2:52.658	2 Laps	258	2:26.632	1'45.489	117	2:37.047	1 Lap	315	2:41.952	1 Lap	533	2:52.463	2 Laps
501	2:54.412	2 Laps	393	2:39.872	1 Lap	504	3:00.920	2 Laps	476	2:48.931	2 Laps	504	3:02.223	2 Laps
315	4:11.595	1 Lap	447	2:35.797	1 Lap	392	2:43.013	2 Laps	520	2:50.535	2 Laps	416	2:46.929	1 Lap
206	2:37.842	2'01.224	202	4:28.689	1'51.695	303	2:38.176	1 Lap	311	2:37.555	1 Lap	447	2:35.853	1 Lap
106	4:00.675	2'06.291	306	2:36.158	1'56.005	343	2:35.969	1 Lap	131	2:36.276	1'36.516	446	2:44.996	1 Lap
177	2:29.180	2'07.621	301	4:18.985	1'58.236	108	2:28.671	36.209	503	2:50.845	2 Laps	501	2:54.756	2 Laps
120	2:27.947	2'16.819	175	2:45.996	1 Lap	106	2:28.316	36.506	450	2:41.805	1 Lap	Lap 19		
450	4:53.105	1 Lap	504	2:54.397	1 Lap	177	2:27.058	36.795	409	2:39.686	1 Lap	103	2:28.577	
311	4:08.549	1 Lap	417	5:04.392	1 Lap	406	2:40.784	1 Lap	504	3:55.090	2 Laps	306	2:36.716	1 Lap
446	4:21.089	1 Lap	208	2:34.045	2'15.868	120	2:26.844	44.455	258	2:27.211	1'42.825	208	2:35.732	1 Lap
409	2:39.886	1 Lap	206	4:17.630	2'21.491	330	2:39.314	1 Lap	444	2:41.557	1 Lap	393	2:40.614	2 Laps
577	3:16.122	2 Laps	173	2:38.097	2'22.412	489	2:39.952	1 Lap	391	2:41.652	1 Lap	301	2:39.032	1 Lap
469	3:55.614	1 Lap	Lap 15			476	2:51.062	2 Laps	533	2:51.602	2 Laps	505	2:56.787	3 Laps
131	2:40.080	2'28.788	103	2:27.050	315	2:42.669	1 Lap	501	2:53.392	2 Laps	501	2:53.392	2 Laps	
316	4:13.156	1 Lap	392	2:44.497	2 Laps	520	2:51.905	2 Laps	416	2:46.930	1 Lap	416	2:46.930	1 Lap
393	4:18.094	1 Lap	117	2:35.324	1 Lap	503	2:50.964	2 Laps	312	2:35.026	1 Lap	312	2:35.026	1 Lap
447	2:38.943	1 Lap	303	2:36.884	1 Lap	311	2:39.092	1 Lap	202	2:30.637	2'00.697	202	2:30.637	2'00.697
504	2:55.654	1 Lap	343	2:35.807	1 Lap	533	2:53.514	2 Laps	446	2:43.951	1 Lap	446	2:43.951	1 Lap
175	4:04.467	1 Lap	406	2:39.288	1 Lap	450	2:40.538	1 Lap	447	2:34.305	1 Lap	447	2:34.305	1 Lap
258	2:26.254	3'16.220	108	2:29.817	36.784	409	2:38.660	1 Lap	306	2:37.429	2'21.927	306	2:37.429	2'21.927
306	4:12.093	3'17.210	106	2:28.167	37.436	131	2:36.372	1'28.203	505	2:56.996	2 Laps	505	2:56.996	2 Laps
489	2:53.036	3'20.822	177	2:28.019	38.983	444	2:42.062	1 Lap	Lap 18					
208	4:22.353	3'39.186	476	2:50.495	2 Laps	501	2:54.647	2 Laps	103	2:28.011				
173	3:58.077	3'41.678	520	2:50.419	2 Laps	391	2:41.475	1 Lap	393	2:41.947	2 Laps			
392	4:11.248	1 Lap	330	2:38.792	1 Lap	416	2:48.766	1 Lap	208	2:33.719	1 Lap			
117	2:36.242	3'53.955	120	2:28.717	46.857	258	2:27.737	1'43.577	301	2:40.440	1 Lap			
Lap 14			315	2:43.196	1 Lap	446	2:44.796	1 Lap	316	2:46.155	2 Laps			
103	2:27.614		489	3:55.857	1 Lap	312	2:35.373	1 Lap	173	2:37.149	1 Lap			
303	2:37.823	1 Lap	503	2:52.122	2 Laps	505	2:56.995	2 Laps	577	2:53.907	3 Laps			
343	2:37.442	1 Lap	533	2:52.470	2 Laps	202	2:31.034	1'58.023	175	2:45.921	2 Laps			
476	4:38.809	2 Laps	501	2:53.493	2 Laps	447	2:35.246	1 Lap	206	2:38.879	1 Lap			
406	2:39.649	1 Lap	311	2:37.785	1 Lap	306	2:35.943	2'12.461	117	2:37.355	1 Lap			
520	2:51.898	2 Laps	450	2:39.102	1 Lap	393	2:41.042	1 Lap	417	2:43.024	2 Laps			
503	2:52.167	2 Laps	444	2:43.759	1 Lap	316	2:45.599	1 Lap	108	2:27.574	34.703			
330	4:03.056	1 Lap	409	2:39.642	1 Lap	301	2:40.368	2'25.242	106	2:27.201	35.561			
533	2:53.054	2 Laps	416	2:49.058	1 Lap	577	2:58.479	2 Laps	177	2:28.183	36.877			
108	4:31.380	34.017	391	2:43.693	1 Lap	208	2:34.292	2'27.502	120	2:25.568	40.857			
315	2:46.268	1 Lap	131	2:36.498	1'21.077	Lap 17			303	2:39.936	1 Lap			
106	2:27.391	36.319	505	3:00.447	2 Laps	103	2:27.963	392	2:45.914	2 Laps				
177	2:27.756	38.014	446	2:49.103	1 Lap	175	2:45.940	2 Laps	343	2:35.704	1 Lap			
501	2:54.410	2 Laps	312	2:35.411	1 Lap	173	2:36.354	1 Lap	406	2:38.488	1 Lap			
180	3:05.193	2 Laps	258	2:26.647	1'45.086	417	2:42.529	2 Laps	330	2:37.154	1 Lap			
120	2:25.734	45.190	202	2:31.590	1'56.235	206	2:38.707	1 Lap	489	2:39.248	1 Lap			
505	4:13.003	2 Laps	577	2:57.783	2 Laps	117	2:35.473	1 Lap	315	2:38.825	1 Lap			
416	4:06.909	1 Lap	447	2:35.492	1 Lap				311	2:39.570	1 Lap			
311	2:37.587	1 Lap	393	2:45.009	1 Lap				131	2:34.611	1'43.116			




SUPERCAR CHALLENGE
SPA EURO RACE 2014
RACE 2

Analysis by lap

Lapped

Nr	Lap Time	Gap	Nr	Lap Time	Gap	Nr	Lap Time	Gap	Nr	Lap Time	Gap	Nr	Lap Time	Gap
Lap 20														
			501	2:52.932	3 Laps	406	2:40.533	1 Lap	409	2:37.902	2 Laps	446	2:45.457	2 Laps
			173	2:37.544	1 Lap	330	2:37.520	1 Lap	312	2:35.439	2 Laps	476	2:52.679	3 Laps
103	2:28.872		504	2:55.834	3 Laps	392	2:45.484	2 Laps	447	2:33.559	2 Laps	416	2:46.557	2 Laps
533	2:51.240	3 Laps	117	2:35.946	1 Lap	131	2:33.099	2'00.103	444	2:41.813	2 Laps	258	2:35.080	1'43.973
416	2:46.587	2 Laps	316	2:44.321	2 Laps	577	2:53.825	3 Laps	391	2:41.823	2 Laps	520	2:53.604	3 Laps
446	2:43.347	2 Laps	393	2:58.969	2 Laps	315	2:39.534	1 Lap	106	2:27.593	32.796	206	2:38.870	1 Lap
306	2:36.156	1 Lap	206	2:41.465	1 Lap	202	2:31.080	2'17.270	108	2:27.989	34.698	343	2:38.525	1 Lap
208	2:35.016	1 Lap	303	2:38.713	1 Lap	311	2:38.579	1 Lap	120	2:28.323	36.094	303	2:40.706	1 Lap
501	2:53.231	3 Laps	417	2:43.033	2 Laps	489	2:53.749	1 Lap	177	2:29.160	36.655	503	2:56.396	3 Laps
504	3:04.537	3 Laps	343	2:36.308	1 Lap	409	2:38.014	1 Lap	306	2:37.911	1 Lap	533	2:52.073	3 Laps
393	2:43.159	2 Laps	175	2:44.782	2 Laps	450	2:39.138	1 Lap	208	2:36.295	1 Lap	316	2:43.400	2 Laps
301	2:38.482	1 Lap	505	2:57.702	3 Laps	Lap 23								
108	2:28.075	34.296	392	2:42.860	2 Laps	103	2:28.112		301	2:40.617	1 Lap	417	2:44.747	2 Laps
106	2:27.757	34.969	406	2:39.180	1 Lap	476	2:52.195	3 Laps	476	2:40.617	1 Lap	131	2:34.718	2'09.627
177	2:28.626	36.199	330	2:37.242	1 Lap	117	2:37.013	1 Lap	117	2:37.013	1 Lap	175	2:46.971	2 Laps
173	2:37.919	1 Lap	258	2:26.924	1'39.443	446	2:45.925	2 Laps	446	2:45.925	2 Laps	393	2:42.865	2 Laps
120	2:25.950	40.213	577	2:55.103	3 Laps	173	2:38.074	1 Lap	173	2:38.074	1 Lap	501	2:55.436	3 Laps
316	2:45.590	2 Laps	131	2:33.193	1'56.088	416	2:48.434	2 Laps	416	2:48.434	2 Laps	406	2:42.948	1 Lap
117	2:36.049	1 Lap	489	2:40.473	1 Lap	520	2:53.088	3 Laps	520	2:53.088	3 Laps	504	2:58.792	3 Laps
505	2:56.788	3 Laps	315	2:42.185	1 Lap	503	2:51.866	3 Laps	503	2:51.866	3 Laps	392	2:45.563	2 Laps
206	2:40.416	1 Lap	311	2:37.942	1 Lap	533	2:51.814	3 Laps	533	2:51.814	3 Laps	202	2:43.999	2'40.691
417	2:41.876	2 Laps	202	2:31.314	2'15.274	206	2:36.455	1 Lap	206	2:36.455	1 Lap			
303	2:38.510	1 Lap	450	2:38.539	1 Lap	343	2:37.862	1 Lap	343	2:37.862	1 Lap			
175	2:44.986	2 Laps	409	2:38.733	1 Lap	258	2:28.741	1'40.288	258	2:28.741	1'40.288			
343	2:35.118	1 Lap	312	2:35.622	1 Lap	303	2:39.511	1 Lap	303	2:39.511	1 Lap			
577	2:54.171	3 Laps	Lap 22											
392	2:41.895	2 Laps	103	2:29.084		316	2:47.332	2 Laps	417	2:43.460	2 Laps			
406	2:39.317	1 Lap	447	2:35.965	2 Laps	303	2:39.437	1 Lap	501	2:54.288	3 Laps			
330	2:36.383	1 Lap	444	2:42.156	2 Laps	501	2:55.321	3 Laps	316	2:46.280	2 Laps			
258	2:26.477	1'41.992	391	2:40.762	2 Laps	504	2:54.626	3 Laps	417	2:43.460	2 Laps			
489	2:39.811	1 Lap	476	2:51.914	3 Laps	258	2:29.638	1'41.608	501	2:54.206	3 Laps			
315	2:40.999	1 Lap	306	2:36.145	1 Lap	417	2:42.398	2 Laps	330	2:38.342	1 Lap			
131	2:32.528	1'52.368	208	2:35.408	1 Lap	175	2:43.624	2 Laps	131	2:32.319	2'06.304			
311	2:38.861	1 Lap	520	2:50.476	3 Laps	393	2:58.535	2 Laps	393	2:46.844	2 Laps			
450	2:38.512	1 Lap	108	2:28.739	33.795	330	2:37.825	1 Lap	406	2:43.089	1 Lap			
409	2:38.447	1 Lap	106	2:27.953	34.542	406	2:41.218	1 Lap	392	2:43.341	2 Laps			
202	2:31.157	2'13.433	177	2:29.180	35.982	131	2:32.055	2'04.046	202	2:35.545	2'28.087			
312	2:36.385	1 Lap	120	2:27.991	38.850	392	2:44.124	2 Laps						
444	2:42.110	1 Lap	446	2:47.715	2 Laps	505	2:56.351	3 Laps						
391	2:41.935	1 Lap	503	2:53.315	3 Laps	202	2:33.445	2'22.603						
447	2:34.224	1 Lap	416	2:49.330	2 Laps	315	2:42.248	1 Lap						
Lap 21														
103	2:29.473		301	2:39.260	1 Lap	Lap 24								
476	2:52.236	3 Laps	533	2:53.495	3 Laps	103	2:30.061							
520	2:54.446	3 Laps	173	2:38.083	1 Lap	311	2:38.602	2 Laps						
503	2:50.663	3 Laps	117	2:36.043	1 Lap	577	2:54.867	4 Laps						
306	2:38.485	1 Lap	501	2:53.973	3 Laps	450	2:36.847	2 Laps						
416	2:46.336	2 Laps	316	2:43.519	2 Laps	Lap 25								
446	2:45.217	2 Laps	504	2:54.689	3 Laps	103	2:31.395							
208	2:34.230	1 Lap	206	2:37.753	1 Lap	315	2:40.691	2 Laps						
533	2:51.381	3 Laps	343	2:35.759	1 Lap	311	2:38.284	2 Laps						
108	2:29.317	34.140	303	2:40.652	1 Lap	505	2:57.910	4 Laps						
106	2:30.177	35.673	393	2:54.555	2 Laps	450	2:37.208	2 Laps						
177	2:29.160	35.886	417	2:42.689	2 Laps	409	2:38.060	2 Laps						
120	2:29.203	39.943	175	2:43.577	2 Laps	312	2:35.041	2 Laps						
301	2:39.736	1 Lap	258	2:29.723	1'40.082	447	2:34.141	2 Laps						
			505	2:55.373	3 Laps	577	2:54.214	4 Laps						



SUPERCAR CHALLENGE


SPA EURO RACE 2014

RACE 2

Analysis

■ Personal Best
 ■ Session Best
 ■ Crossing the finish line in pit lane

Lap	D	Time	Sector 1	Sector 2	Sector 3	Kph	Elapsed	Lap	D	Time	Sector 1	Sector 2	Sector 3	Kph	Elapsed
13	1	4:22.353	2:31.985	1:10.841	39.527	96.1	35:28.678	4	1	2:31.268	42.351	1:09.904	39.013	166.7	10:18.720
14	1	2:34.045	43.590	1:11.015	39.440	163.7	38:02.723	5	1	2:32.058	42.725	1:10.189	39.144	165.8	12:50.778
15	1	2:33.638	43.197	1:10.665	39.776	164.1	40:36.361	6	1	2:32.054	42.848	1:10.466	38.740	165.8	15:22.832
16	1	2:34.292	43.668	1:11.301	39.323	163.4	43:10.653	7	1	2:32.555	42.774	1:10.817	38.964	165.3	17:55.387
17	1	2:33.719	43.297	1:11.243	39.179	164.0	45:44.372	8	1	2:33.554	42.900	1:11.206	39.448	164.2	20:28.941
18	1	2:35.732	43.541	1:12.709	39.482	161.9	48:20.104	9	1	2:33.509	42.595	1:11.760	39.154	164.3	23:02.450
19	1	2:35.016	43.456	1:11.583	39.977	162.7	50:55.120	10	1	2:33.492	43.110	1:11.059	39.323	164.3	25:35.942
20	1	2:34.230	43.242	1:11.607	39.381	163.5	53:29.350	11	1	2:33.859	42.750	1:11.263	39.846	163.9	28:09.801
21	1	2:35.408	44.271	1:11.586	39.551	162.2	56:04.758	12	1	2:33.912	42.894	1:11.948	39.070	163.8	30:43.713
22	1	2:37.239	43.587	1:11.574	42.078	160.4	58:41.997	13	1	2:42.393B	43.639	1:11.642	47.112	155.3	33:26.106
23	1	2:36.295	45.304	1:11.480	39.511	161.3	1:01:18.292	14	1	4:18.985	2:22.252	1:15.363	41.370	97.4	37:45.091
24	1	2:33.501	43.502	1:10.642	39.357	164.3	1:03:51.793	15	1	2:42.934	44.921	1:15.109	42.904	154.8	40:28.025
215 RADICAL BENELUX 1.Henk THUIS RADICAL RXC 2.7 V8 GT								16 2:40.368 44.521 1:14.095 41.752 157.2 43:08.393							
1 1 2:38.242 47.291 1:11.351 39.600 159.3 2:38.242								17 1 2:40.440 44.680 1:14.855 40.905 157.2 45:48.833							
223 CS RACING 1.Christian SIEPMANN BMW E92 M3 4.7L GT								18 1 2:39.032 44.367 1:13.673 40.992 158.5 48:27.865							
1 1 3:09.644B 1:00.330 1:15.802 53.512 133.0 3:09.644								19 1 2:38.482 44.395 1:13.540 40.547 159.1 51:06.347							
2 1 6:22.524 4:25.686 1:15.024 41.814 65.9 9:32.168								20 1 2:39.736 44.076 1:14.355 41.305 157.8 53:46.083							
3 1 2:56.595B 45.922 1:18.294 52.379 142.8 12:28.763								21 1 2:39.260 44.690 1:13.510 41.060 158.3 56:25.343							
258 CURBSTONE FMA RACING 1.Patrick VAN GLABEKE 2.Frédérique JONKHEERE FERRARI 458 GT3 GT								22 1 2:39.108 44.176 1:14.035 40.897 158.5 59:04.451							
1 1 2:37.214 45.479 1:12.889 38.846 160.4 2:37.214								23 1 2:40.617 44.683 1:13.600 42.334 157.0 1:01:45.068							
2 1 2:34.740 42.430 1:12.127 40.183 162.9 5:11.954								24 1 2:41.670 44.227 1:14.899 42.544 156.0 1:04:26.738							
3 1 2:32.854 42.315 1:11.615 38.924 165.0 7:44.808								303 VAN BERLO RACING 1.Marcel VAN BERLO PORSCHE 997 GT3 CUP GTB							
4 1 2:31.291 41.705 1:10.581 39.005 166.7 10:16.099								1 1 2:45.893 51.438 1:13.669 40.786 152.0 2:45.893							
5 1 2:30.612 41.810 1:10.064 38.738 167.4 12:46.711								2 1 2:37.650 44.202 1:13.065 40.383 159.9 5:23.543							
6 1 2:31.727 42.374 1:09.990 39.363 166.2 15:18.438								3 1 2:38.671 44.073 1:14.102 40.496 158.9 8:02.214							
7 1 2:30.057 41.556 1:09.942 38.559 168.0 17:48.495								4 1 2:36.851 44.096 1:12.700 40.055 160.8 10:39.065							
8 1 2:31.640 41.928 1:10.971 38.741 166.3 20:20.135								5 1 2:38.123 43.560 1:14.337 40.226 159.5 13:17.188							
9 1 2:31.786 41.792 1:10.953 39.041 166.1 22:51.921								6 1 2:37.996 44.676 1:13.619 39.701 159.6 15:55.184							
10 1 2:39.644B 41.871 1:10.629 47.144 157.9 25:31.565								7 1 2:37.991 43.929 1:13.652 40.410 159.6 18:33.175							
11 1 4:40.395 2:53.652 1:09.486 37.257 89.9 30:11.960								8 1 2:37.814 44.075 1:13.769 39.970 159.8 21:10.989							
12 1 2:27.498 41.149 1:08.344 38.005 170.9 32:39.458								9 1 2:36.944 43.965 1:13.255 39.724 160.7 23:47.933							
13 1 2:26.254 41.245 1:07.626 37.383 172.4 35:05.712								10 1 2:37.605 43.622 1:13.620 40.363 160.0 26:25.538							
14 1 2:26.632 41.541 1:07.507 37.584 172.0 37:32.344								11 1 2:46.364B 44.615 1:13.664 48.085 151.6 29:11.902							
15 1 2:26.647 41.263 1:07.627 37.757 171.9 39:58.991								12 1 3:58.487 2:03.836 1:13.999 40.652 105.7 33:10.389							
16 1 2:27.737 41.178 1:08.821 37.738 170.7 42:26.728								13 1 2:37.823 43.942 1:12.857 41.024 159.8 35:48.212							
17 1 2:27.211 41.258 1:07.917 38.036 171.3 44:53.939								14 1 2:36.884 43.567 1:13.206 40.111 160.7 38:25.096							
18 1 2:29.777 42.258 1:09.175 38.344 168.3 47:23.716								15 1 2:38.176 43.669 1:13.797 40.710 159.4 41:03.272							
19 1 2:28.373 42.758 1:08.416 37.199 169.9 49:52.089								16 1 2:38.146 43.558 1:14.513 40.075 159.4 43:41.418							
20 1 2:26.477 41.082 1:08.237 37.158 172.1 52:18.566								17 1 2:39.936 43.849 1:14.926 41.161 157.7 46:21.354							
21 1 2:26.924 40.944 1:07.804 38.176 171.6 54:45.490								18 1 2:37.892 43.809 1:13.937 40.146 159.7 48:59.246							
22 1 2:29.723 42.976 1:09.393 37.354 168.4 57:15.213								19 1 2:38.510 44.114 1:14.078 40.318 159.1 51:37.756							
23 1 2:29.638 42.186 1:08.848 38.604 168.5 59:44.851								20 1 2:38.713 44.244 1:13.728 40.741 158.9 54:16.469							
24 1 2:28.741 41.932 1:08.428 38.381 169.5 1:02:13.592								21 1 2:40.652 43.780 1:14.731 42.141 156.9 56:57.121							
25 1 2:35.080 42.430 1:11.488 41.162 162.6 1:04:48.672								22 1 2:39.437 43.583 1:14.154 41.700 158.1 59:36.558							
301 EUROSEAL - EMG MOTORSPORT 1.Patrick LAMSTER 2.Marc NEYENS PORSCHE 997 GT3 CUP GTB								23 1 2:39.511 43.842 1:14.542 41.127 158.1 1:02:16.069							
1 1 2:43.421 48.482 1:14.151 40.788 154.3 2:43.421								24 1 2:40.706 44.071 1:14.808 41.827 156.9 1:04:56.775							
2 1 2:32.181 42.731 1:10.630 38.820 165.7 5:15.602								306 DAY-V-TEC 1.Ferdinand KOOL 2.Max KOEBOLT CORVETTE GT4 GTB							
3 1 2:31.850 42.737 1:10.200 38.913 166.0 7:47.452								1 1 2:44.303 48.570 1:15.127 40.606 153.5 2:44.303							
								2 1 2:35.476 43.561 1:12.760 39.155 162.2 5:19.779							
								3 1 2:30.670 42.835 1:09.070 38.765 167.3 7:50.449							
								4 1 2:31.761 42.935 1:10.120 38.706 166.1 10:22.210							
								5 1 2:31.402 42.782 1:09.964 38.656 166.5 12:53.612							
								6 1 2:31.802 42.723 1:10.152 38.927 166.1 15:25.414							



SUPERCAR CHALLENGE SPA EURO RACE 2014 RACE 2

Analysis

								■ Personal Best ■ Session Best B Crossing the finish line in pit lane								
Lap	D	Time	Sector 1	Sector 2	Sector 3	Kph	Elapsed	Lap	D	Time	Sector 1	Sector 2	Sector 3	Kph	Elapsed	
520		ZOET RACING					LOTUS EXIGE									
		1. Erwin VAN DIJK					S2D									
1	1	3:04.261	1:05.310	1:14.735	44.216	136.8	3:04.261	5	1	2:54.002	50.770	1:16.929	46.303	144.9	14:59.481	
2	1	2:49.652	50.168	1:14.829	44.655	148.6	5:53.913	6	1	2:53.434	50.389	1:17.770	45.275	145.4	17:52.915	
3	1	2:50.170	50.259	1:15.254	44.657	148.2	8:44.083	7	1	2:52.960	50.173	1:17.559	45.228	145.8	20:45.875	
4	1	2:54.665	50.494	1:18.322	45.849	144.4	11:38.748	8	1	2:52.280	50.482	1:17.320	44.478	146.4	23:38.155	
5	1	2:48.649	50.086	1:14.551	44.012	149.5	14:27.397	9	1	2:53.654	50.267	1:17.931	45.456	145.2	26:31.809	
6	1	2:49.237	49.809	1:15.114	44.314	149.0	17:16.634	10	1	4:25.735 B	49.917	1:18.616	2:17.202	94.9	30:57.544	
7	1	2:50.083	50.000	1:15.570	44.513	148.2	20:06.717	11	1	3:16.122	1:07.103	1:19.627	49.392	128.6	34:13.666	
8	1	2:51.386	50.241	1:15.700	45.445	147.1	22:58.103	12	1	2:58.836	51.965	1:20.438	46.433	141.0	37:12.502	
9	1	2:51.781	50.158	1:14.871	46.752	146.8	25:49.884	13	1	2:57.783	51.762	1:19.883	46.138	141.8	40:10.285	
10	1	2:57.251 B	50.447	1:15.038	51.766	142.3	28:47.135	14	1	2:58.479	51.316	1:20.061	47.102	141.3	43:08.764	
11	1	4:26.530	2:25.095	1:16.464	44.971	94.6	33:13.665	15	1	2:53.907	50.776	1:18.129	45.002	145.0	46:02.671	
12	1	2:51.898	49.958	1:15.821	46.119	146.7	36:05.563	16	1	2:55.765	50.834	1:19.948	44.983	143.5	48:58.436	
13	1	2:50.419	49.408	1:16.446	44.565	148.0	38:55.982	17	1	2:54.171	51.135	1:18.279	44.757	144.8	51:52.607	
14	1	2:51.905	49.464	1:17.085	45.356	146.7	41:47.887	18	1	2:55.103	50.619	1:18.564	45.920	144.0	54:47.710	
15	1	2:50.535	50.005	1:15.724	44.806	147.9	44:38.422	19	1	2:53.825	50.551	1:18.717	44.557	145.1	57:41.535	
16	1	2:51.818	50.146	1:16.027	45.645	146.7	47:30.240	20	1	2:54.867	50.665	1:18.422	45.780	144.2	1:00:36.402	
17	1	2:53.726	51.260	1:17.046	45.420	145.1	50:23.966	21	1	2:54.214	50.390	1:18.128	45.696	144.7	1:03:30.616	
18	1	2:54.446	51.312	1:17.374	45.760	144.5	53:18.412									
19	1	2:50.476	50.431	1:15.183	44.862	147.9	56:08.888									
20	1	2:53.794	51.547	1:16.109	46.138	145.1	59:02.682									
21	1	2:53.088	50.858	1:16.724	45.506	145.7	1:01:55.770									
22	1	2:53.604	50.571	1:16.812	46.221	145.2	1:04:49.374									
533		DAY-V-TEC					BMW 130i									
		1. Maurits CARANSA					S2D									
		2. Wesley CARANSA														
1	1	3:11.173	1:08.079	1:18.010	45.084	131.9	3:11.173									
2	1	2:52.979	49.791	1:17.645	45.543	145.8	6:04.152									
3	1	2:52.804	50.803	1:16.764	45.237	145.9	8:56.956									
4	1	2:52.996	50.167	1:17.311	45.518	145.7	11:49.952									
5	1	2:52.592	50.248	1:17.549	44.795	146.1	14:42.544									
6	1	2:52.343	50.219	1:17.215	44.909	146.3	17:34.887									
7	1	2:53.605	50.439	1:17.965	45.201	145.2	20:28.492									
8	1	2:53.546	50.256	1:18.016	45.274	145.3	23:22.038									
9	1	4:02.241 B	50.418	1:18.352	1:53.471	104.1	27:24.279									
10	1	3:10.464	1:08.219	1:17.366	44.879	132.4	30:34.743									
11	1	2:52.658	50.265	1:16.739	45.654	146.0	33:27.401									
12	1	2:53.054	51.213	1:16.690	45.151	145.7	36:20.455									
13	1	2:52.470	50.307	1:17.299	44.864	146.2	39:12.925									
14	1	2:53.514	50.447	1:16.897	46.170	145.3	42:06.439									
15	1	2:51.602	50.244	1:16.346	45.012	146.9	44:58.041									
16	1	2:52.463	50.516	1:17.021	44.926	146.2	47:50.504									
17	1	2:51.240	50.253	1:16.505	44.482	147.2	50:41.744									
18	1	2:51.381	50.508	1:16.538	44.335	147.1	53:33.125									
19	1	2:53.495	50.627	1:18.087	44.781	145.3	56:26.620									
20	1	2:51.682	50.240	1:16.954	44.488	146.9	59:18.302									
21	1	2:51.814	50.256	1:17.085	44.473	146.8	1:02:10.116									
22	1	2:52.073	50.152	1:17.263	44.658	146.5	1:05:02.189									
577		UNIL LUBRICANTS RACING TEAM					BMW E46 ETCC									
		1. Leonid PROTASOV					S2D									
		2. Andrii IEVUSHENKO														
1	1	3:17.665	1:10.539	1:20.042	47.084	127.6	3:17.665									
2	1	2:56.693	51.332	1:18.968	46.393	142.7	6:14.358									
3	1	2:56.233	51.307	1:18.682	46.244	143.1	9:10.591									
4	1	2:54.888	51.284	1:18.380	45.224	144.2	12:05.479									